




















Safer Communities scorecard

Generated on: 21 October 2009

Ref.	Short Name	2008/09	Q1 2009/10		Q2 2009/10		Traffic Light Icon	Long Term Trend Arrow	Latest Note
		Value	Value	Target	Value	Target			
L0036	No. of Personal Robberies – YTD (Stretch)	997	282	389	503	569			<p>This figure of 503 is taken from the most recent MPS TP Scorecard covering the period 1st April - 27th September 2009 and is used as a proxy for Q2 September 2009. The MPS do not publish a monthly performance report that meets the Covalent reporting timescales.</p> <p>This represents a 5.3% reduction compared to the same period last year.</p> <p>It should be stressed that the Stretch target was based on projected figures that have already been exceeded i.e. the Stretch target is no more than 1,557 offences by March 2010 (based on 3 annual reductions of 2.6%). As of 2008/09 Haringey's outturn was 997 or 36%(560 fewer) below the Stretch target. Current performance is projected to easily exceed the Stretch target</p>
L0123a LAA Local	Victim Support Services for children & young people - No.of 1:1 appointments		36	10% increase	21	5% increase	-		<p>The number of one to one appointments delivered during Q1 increased to 35 (from 29 during Q4 08/09).</p> <p>The figures from Q1 for clients seen show an increase of 24% on Q4 (from 29 to 36) but a decrease compared to Q3 (down from 42). The poor figures for clients seen in Aug, Q2 for 09/10 resulted in a reduction on Q1 09/10.</p>
L0124 LAA stretch	Increase the proportion of incidents of domestic violence which result in sanction detections (2007-2010 stretch target)	50.3%	36%	38%	36.8%	38%			<p>This figure of 36.8% (337 SDs) is taken from the most recent MPS TP Scorecard covering the period 1st April - 27th September 2009 and is used as a proxy for Q2 September 2009. The MPS do not publish a monthly performance report that meets the Covalent reporting timescales.</p>

L0125(LAA Local)	Repeat victimisation of domestic violence (2007-2010 stretch target)	273	106	112	124	112			<p>It should be noted that this is a rolling annual target i.e. each monthly return is a count of the number of repeats for the preceding 11 months. Using the revised baseline of 142 repeat victims (agreed with GOL) this indicator set to exceed the 3 year target of 371 repeats between April 2007 and March 2010. There were 102 repeats for 2007/08 (24% lower than the annual target of 135) and 119 repeats during the second year 2008/09 (5% lower than the annual target of 125). Hence the real target for 2009/10 is no more than 150 repeats - i.e. no more than 150 repeats recorded in the 12 months up to March 2010 - in order to hit the 371 target. We are currently averaging 114 repeats for the first 6 months of this financial year.</p>
NI 15	No. of recorded most serious violent crimes	414	129	100	250	169			<p>This figure of 250 is taken from the most recent MPS TP Scorecard covering the period 1st April - 27th September 2009 and is used as a proxy for September 2009. The MPS do not publish a monthly performance report that meets the Covalent reporting timescales. This represents a 42% increase compared to the same period last year</p> <p>A partnership approach to violence and gangs continues to be delivered. The gangs and violence problem solving group has expanded its remit to include cross borough issues.</p> <ul style="list-style-type: none"> - A joint Haringey and Enfield violence action plan is currently being delivered and monitored through the Operation Swift gold group. - The Safer Schools Partnership Weapons Awareness Project started on 22nd September. The project will run until March 2010 and all year 10 students will benefit.
NI 16	Serious acquisitive crime rate (per 1,000 population)	36.6 (8252)	7.9	9	17	18.1			<p>This figure of 17 per 1000 residents (3,853 offences) is taken from the most recent MPS TP Scorecard covering the period 1st April - 27th September 2009 and is used as a proxy for September 2009. The MPS do not publish a monthly performance report that meets the Covalent reporting timescales.</p>
NI 17	Perceptions of anti-social behaviour	28.3%	Not measured for Quarters			30%	-	-	Final published Place Survey result from Communities and Local Government

NI 21	Dealing with local concerns about anti-social behaviour and crime issues by the local council and police	28.2%	Not measured for Quarters			32%	-	-	Final published Place Survey result from Communities and Local Government
NI 35	Building resilience to violent extremism	2	Not measured for Quarters		2	3			Self evaluation has been completed and average score submitted to DCLG Data Interchange Hub.
NI 39	Rate of Hospital Admissions per 100,000 for Alcohol Related Harm	1,630 per 100,000 population (51 above target of 1,579)	433 per 100,000 population	See 'Latest Note'	See 'Latest Note'	See 'Latest Note'			The latest provisional figures from NWPHO on NI39 are available for 08-09 financial year. The data indicates we have missed the target by 51 admissions for that period with admissions per 100 000 population at 1630 against the target of 1579. The local estimate derived from PCT SUS data for the Q1 in 09-10 shows admissions at 433 per 100,000. This is higher than any quarter in 2008/09 and if the admissions continue to be as high the yearly target will not be met.
NI 40	Number of drug users recorded as being in effective treatment		1045	1024	1,012 (12 month rolling total June'08 to May'09)	1024	-	-	The current figure is 1012 (3% reduction from 2008/09) against the end of year target of 1108. The latest data published in October 09 is for the 12 month rolling period from June 08 to May 09.
NI 111	First time entrants to the Youth Justice System aged 10-17	423	86	Direction of travel	84	Direction of travel			On target

NI 117	% of 16 to 18 year olds who are not in education, employment or training (NEET) (2007-2010 stretch target)	6.8%	7.6%	10.4%	8.1%	10.4%			<p>All figures for September should be viewed with a degree of caution, as they are inevitably distorted by the large seasonal spike in Not Knowns (see note below) that occurs every September (and to a lesser extent October). This is the result of the influx of the new cohort of 16 year olds, whose currency has expired and for whom no new destination has yet been established.</p> <p>1. September 2009 NEET was 8.1% which is below last month's 8.4%. It is slightly above last September (8.0%), and below the target level (10.4%).</p> <p>2. The actual number of NEETs this month was 289, which is 9 (3%) higher than last month, and 10 (4%) higher than last September (within a total cohort 3% down on last September).</p> <p>Not Known (definition) The destination of the person is unknown and no information can be gained from other reliable sources about his/her whereabouts. This category is used to record those young people who, for example, have completed a course at college but their new destination has not yet been determined.</p>
NI 140	Fair treatment by local services	60.8%	Not measured for Quarters			62.6%	—	—	Final published Place Survey result from Communities and Local Government
NI 1	% of people who believe people from different backgrounds get on well together in their local area	75.6%	Not measured for Quarters			77.9%	—	—	Final published Place Survey result from Communities and Local Government
QoL23 NI 4	% of people who feel they can influence decisions in their locality	40.3%	Not measured for Quarters			42.9%	—	—	Final published Place Survey result from Communities and Local Government
NI 6	% of people who take part in formal volunteering at least once a month.	21%	Not measured for Quarters			22.7%	—	—	Final published Place Survey result from Communities and Local Government. No target was set for 2008/09.
NI 7	Environment for a thriving third sector	18.9%	Not measured for Quarters			21.9%	—	—	No target was set for 2008/09, this performance will act as baseline for future years. Targets for 2009/10 and 2010/11 are now set.